

The cover page is a vibrant, cartoon-style illustration of a beach scene. At the top left is a smiling yellow sun with rays. In the center, three birds fly in a blue sky with white clouds. On the right, a tall palm tree with green fronds and brown coconuts stands on a sandy beach. A colorful beach umbrella is open on the sand. The background is filled with various sea shells, starfish, and coral. A girl with brown hair, wearing a yellow sun hat with a pink bow, a pink shirt, and blue overalls, stands on the left side, waving. The title 'SUMMER VACATION HOLIDAY HOMEWORK' is written in large, colorful letters in the center. Below the title, there are three boxes for class, subject, and session information. At the bottom, there are boxes for name, school, and roll number. The page is decorated with a pineapple, a watermelon slice, and various flowers and plants.

SUMMER VACATION HOLIDAY HOMEWORK

Class : LKG

Subject : English

Session : 2026 - 27

Name _____

School _____

Roll No. _____

Enjoy!

FB: Evergreen Pouni

**KIDS CAMPUS PUBLIC SCHOOL
HOLIDAY HOMEWORK
CLASS - L.K.G. (2026-27)**

हिंदी- क से ज्ञ तक याद करो । फलों के नाम, सब्जियों के नाम, शरीर के अंगों के नाम, रंगों के नाम ,(5-5) याद करो।

**2. * (हिंदी सुलेख)* - पेज नं -
1,2,3,4,5,6,7,8 पूरा करो।**

**English - A to Z, a to z , learn it.
Fruit name, vegetable name, parts
of the body name, colours name,
(any -5) learn it.**

**English writing book-) do page
number 1 to15 write it.**

**Maths-. 1 to 100 forward counting,
write it. (practice10), reverse
counting 50 to 1 (practice 10), .**

**Maths writing book- 1 to 20 page
no complete it.**

Numbers 1-100

Write each missing number.

1	2		4		6		8		10
---	---	--	---	--	---	--	---	--	----

11		13		15		17		19	20
----	--	----	--	----	--	----	--	----	----

21	22		24		26		28		30
----	----	--	----	--	----	--	----	--	----

31		33		35		37		39	40
----	--	----	--	----	--	----	--	----	----

41	42		44		46		48		50
----	----	--	----	--	----	--	----	--	----

51		53		55		57		59	60
----	--	----	--	----	--	----	--	----	----

61	62		64		66		68		70
----	----	--	----	--	----	--	----	--	----

71		73		75		77		79	80
----	--	----	--	----	--	----	--	----	----

81	82		84		86		88		90
----	----	--	----	--	----	--	----	--	----

91		93		95		97		99	100
----	--	----	--	----	--	----	--	----	-----

Count and Match the Number



6



3



2



8



4



9



5



1

COUNTING TO 10

Count the pictures and circle the correct number.



3

6

9



1

5

7



7

10

9



2

3

5



10

9

8



4

3

5



3

1

5



7

6

5



5

9

8



3

2


1

Name: _____

Date: _____

Count And Write

Count the fruits and write the number in the box





Name _____

Date _____

What Comes Before

Q ← R

□ ← P

□ ← S

□ ← L

□ ← I

□ ← W

□ ← E

□ ← U

□ ← B

□ ← T

Q4. Match the letters with correct pictures.



A

B

C

D

E

F

G

H

I

J

K

L

M

N

O

P



Alphabet

Write the letter that comes before or after each given letter.

A	▶	<input type="text"/>		<input type="text"/>	◀	H
T	▶	<input type="text"/>		<input type="text"/>	◀	P
D	▶	<input type="text"/>		<input type="text"/>	◀	W
K	▶	<input type="text"/>		<input type="text"/>	◀	D
Y	▶	<input type="text"/>		<input type="text"/>	◀	R
F	▶	<input type="text"/>		<input type="text"/>	◀	J
L	▶	<input type="text"/>		<input type="text"/>	◀	O

चित्र को पहचानने और सही स्वर पर टिक करें

सही वर्ण को चित्र से मिलाओ



इ



उ



अ



आ






ए



ऊ

आ



अ _____ इ

_____ आ

ऊ _____

उ _____ ऋ

_____ ई

अ _____

आ _____ ई

_____ ऊ

ई _____

ई _____ ऊ

_____ उ

आ _____



चित्र देखर सही वर्ण पर गोला बनाओ - Look at the picture and circle the correct letter.

	आ ऐ इ
	औ ऊ ऋ
	अं ई ओ
	अ ऐ आ
	ऊ ए ओ
	इ ऐ अं
	अं इ ऋ
	उ औ अ

